

# Annual Rough Sleeping Snapshot

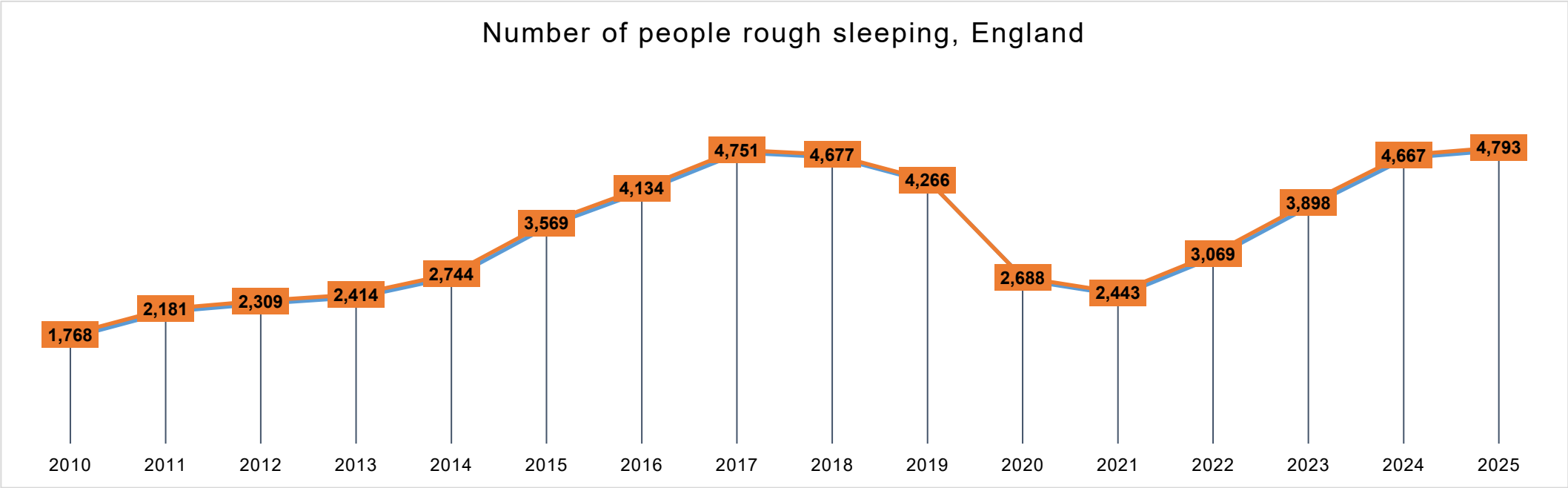
2025

# Annual Snapshots

- Since 2010, all local authorities across England have undertaken an annual autumn snapshot of rough sleeping.
- The annual rough sleeping snapshot provides information about the number of people sleeping rough on a single night between 1 October and 30 November each year.
- These statistics provide a way of estimating the number of people sleeping rough across England on a single night and assessing changes and trends over time.
- The most recent snapshot data was published on 26<sup>th</sup> February 2026 for counts undertaken in autumn 2025.

# At a national level

The number of people rough sleeping has increased consistently from 2021



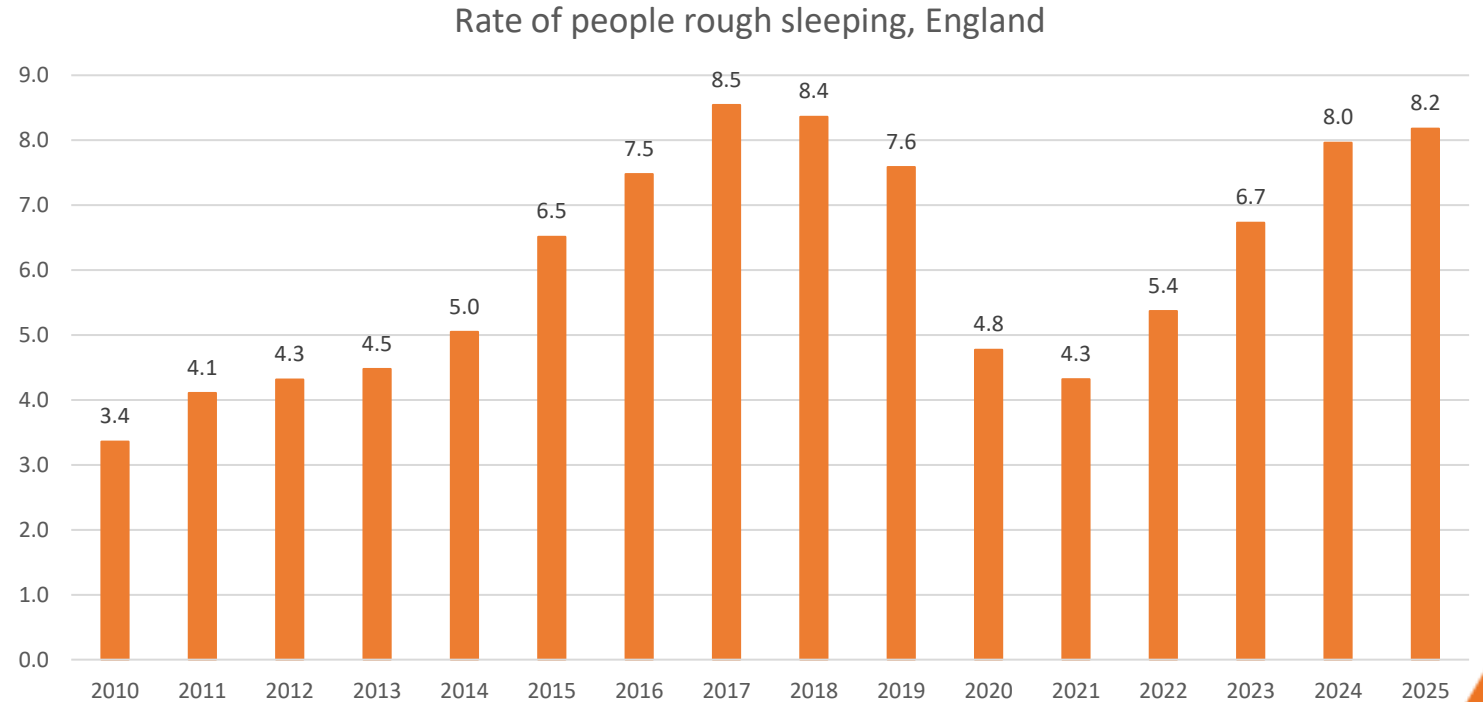
- In 2025, 4,793 people were sleeping rough on a single night across England, **up by 3%** (126 people) on the previous year.
- This represents a 171% increase from 1,768 people in 2010, and incidentally the highest figure recorded since the annual snapshot count methodology was first introduced.

# At a national level

## The rate of people rough sleeping has been increasing since 2021

The rate of people sleeping rough on a single night in England has been increasing consistently over the past four years from 4.3 people per 100,000 in 2021 to **8.2 people per 100,000 in 2025**.

This is only slightly lower than when figures peaked back in 2017 (8.5 people per 100,000).



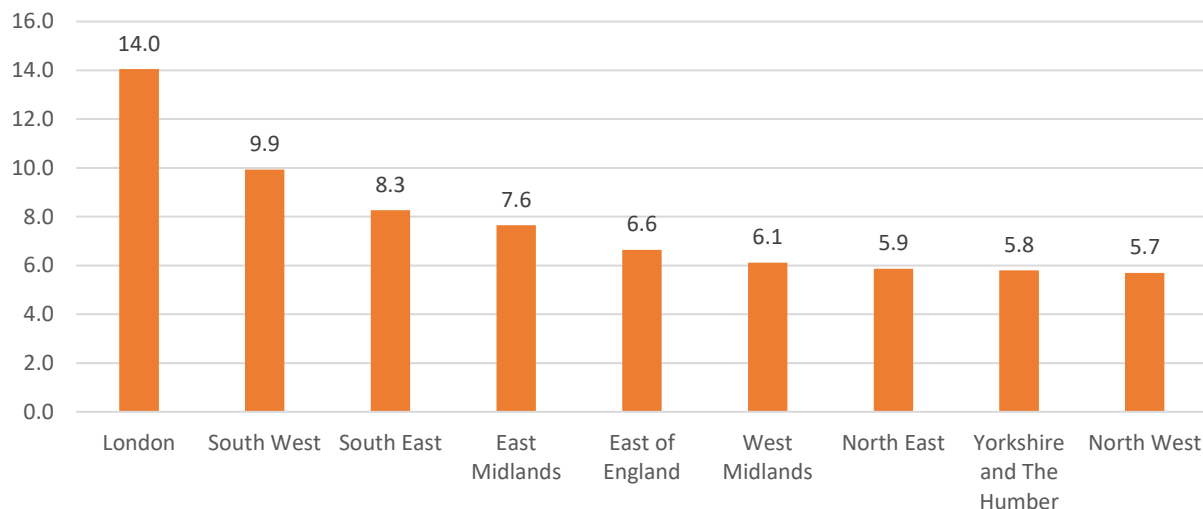
# At a regional level

The (wider) West Midlands region saw a 9% increase in the number of people sleeping rough on a single night between 2024 and 2025

Region	Number of people sleeping rough		
	2024	2025	Percentage change
North East	124	162	31%
North West	367	441	20%
South West	527	585	11%
West Midlands	346	378	9%
East of England	412	437	6%
South East	795	797	0.3%
East Midlands	393	387	-2%
London	1,318	1,277	-3%
Yorkshire and The Humber	385	329	-15%

- In the (wider) West Midlands region 378 people were sleeping rough on a single night in 2025; this represents a 9.2% increase from 346 people in 2024. This is the fourth highest percentage increase regionally.
- The rate of people sleeping rough on a single night in the (wider) West Midlands region in 2025 was **6.1 people per 100,000**. This has increased since 2024 from 5.6 people per 100,000. However, the rate is lower than the England figure of 8.2.
- The (wider) West Midlands region has the fourth lowest rate across all English regions, of people sleeping rough per 100,000 people.

Rate of people sleeping rough per 100,000 people by region, 2025



# WMCA level

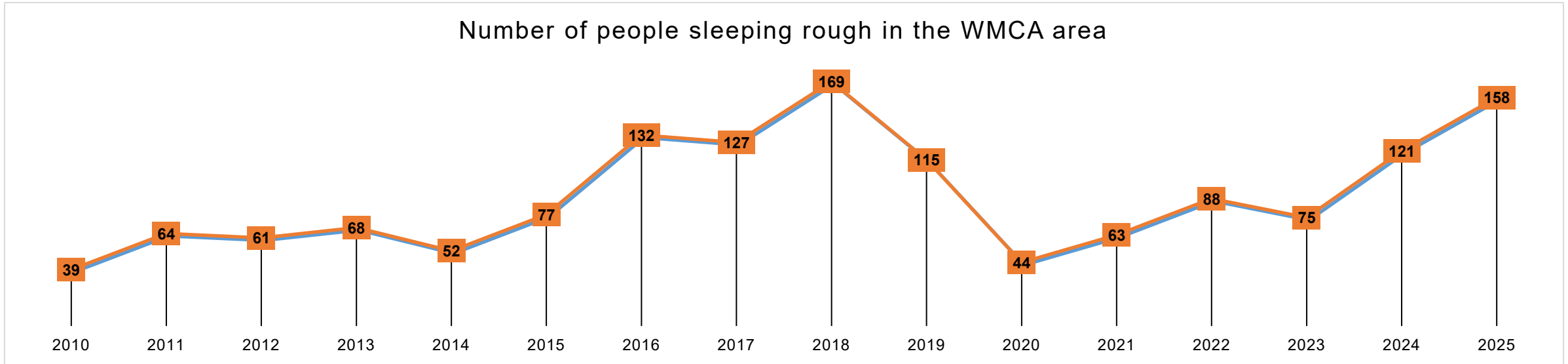
## In 2025, 158 people were sleeping rough on a single night in the WMCA area

	2010	2011	2012	2013	2014	2015	2016	2017	2018	2019	2020	2021	2022	2023	2024	2025
Birmingham	9	7	8	14	20	36	55	57	91	52	17	31	39	36	59	68
Coventry	5	8	12	26	6	9	13	8	25	23	8	12	13	11	16	29
Dudley	3	4	4	6	6	3	3	11	5	4	4	4	7	5	5	7
Sandwell	2	15	14	3	2	4	11	10	14	10	4	3	2	3	8	12
Solihull	3	5	6	5	6	5	6	2	4	6	1	4	8	6	12	19
Walsall	8	13	9	8	5	7	26	20	11	6	4	4	8	8	13	10
Wolverhampton	9	12	8	6	7	13	18	19	19	14	6	5	11	6	8	13
<b>WMCA area</b>	<b>39</b>	<b>64</b>	<b>61</b>	<b>68</b>	<b>52</b>	<b>77</b>	<b>132</b>	<b>127</b>	<b>169</b>	<b>115</b>	<b>44</b>	<b>63</b>	<b>88</b>	<b>75</b>	<b>121</b>	<b>158</b>

- Since the annual snapshot count methodology was first introduced, the headline trends for the WMCA area have showed an increase in rough sleeping from 39 in 2010, peaking at 169 in 2018.
- In 2025, 37 more people were seen rough sleeping in the snapshot, compared to 2024, representing a 30.6% increase.
- Increases in the number of people sleeping rough were seen in each constituent local authority between 2024 and 2025, apart from Walsall where numbers decreased slightly.

# WMCA level

The WMCA saw a 30.6% increase in the number of people sleeping rough between 2024 and 2025

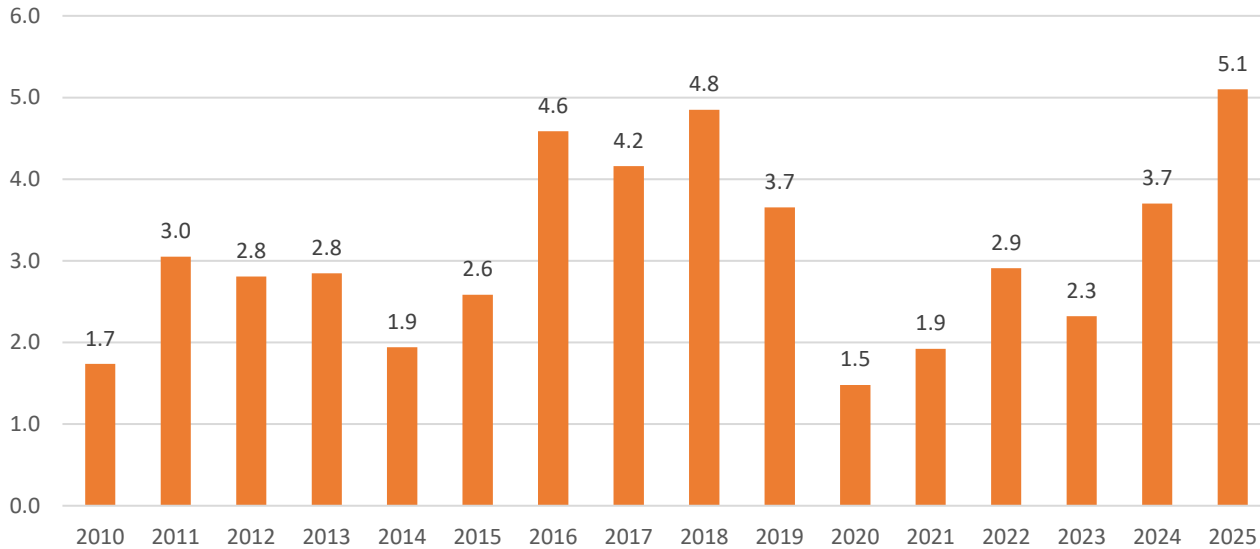


- **In comparison:**

- Greater Manchester Combined Authority saw a 28% increase from 154 in 2024 to 197 in 2025.
- Liverpool City Region saw a 16% increase from 83 in 2024 to 96 in 2025.
- London saw a 3% decrease from 1,318 in 2024 to 1,277 in 2025.

## 5.1 people per 100,000 were rough sleeping in the WMCA area in 2025

Rate of people sleeping rough per 100,000, by year, WMCA

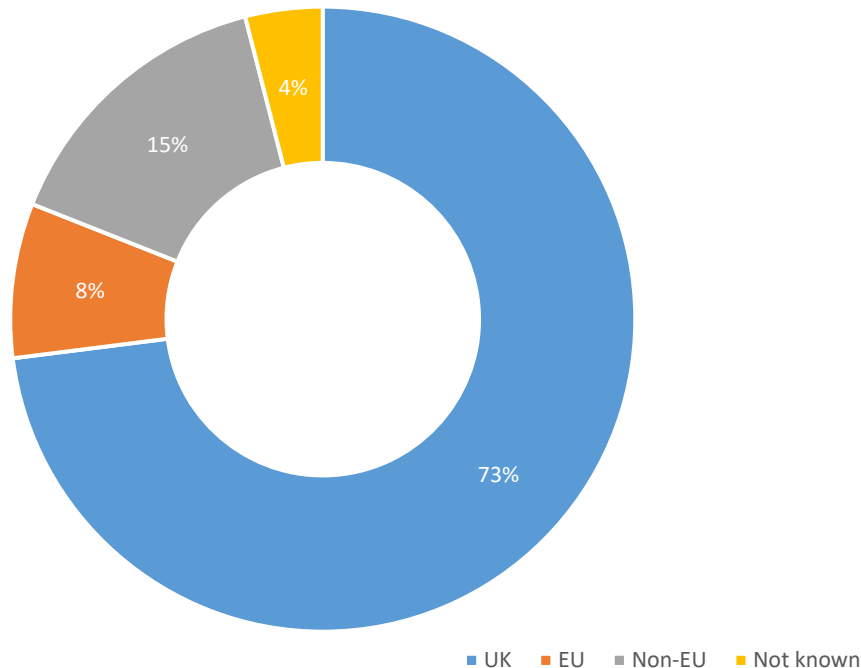


	Rate of people sleeping rough per 100,000, 2025
Birmingham	5.7
Coventry	7.9
Dudley	2.1
Sandwell	3.4
Solihull	8.6
Walsall	3.4
Wolverhampton	4.6
<b>WMCA</b>	<b>5.1</b>

- The rate of people sleeping rough on a single night in the WMCA area increased between 2024 and 2025 from 3.7 people per 100,000 to **5.1 people per 100,000**. However, the rate is lower compared to the wider West Midlands region (6.1 people per 100,000) and England (8.2 people per 100,000).
- In 2025, the rate of people sleeping rough in the WMCA area was highest in Solihull at 8.6 people per 100,000 and the lowest in Dudley at 2.1 people per 100,000.

## In 2025, most people sleeping rough in the WMCA area were male, aged over 26 and UK nationals

Nationality of people sleeping rough in the WMCA , 2025



- In the WMCA area, 18 out of the 158 people (11%) seen sleeping rough were women. This is a slightly lower proportion than seen nationally at 15%.
- 92% of people (146 people) seen sleeping rough in the WMCA area were aged 26 and over. 4% of people (7 people) were aged between 18 and 25 and 3% (5 people) had an unknown age.
- In 2025, most people sleeping rough in the WMCA area were from the UK; this is in line with the national picture:
  - 73% (115 people) were from the UK, compared to 65% nationally.
  - 8% (13 people) were EU nationals, compared to 13% nationally.
  - 15% (23 people) were from outside the EU and the UK, compared to 11% nationally.
  - 4% (7 people) were recorded as 'not known', compared to 11% nationally.